


## **Investment Solutions for Today's 403(b) & 457 Plans**

Serving employees of schools, state entities,  
non-profit and other tax-exempt organizations  
for more than 15 years.



# Investment Solutions for Today's 403(b) & 457 Plans

Brookstone Capital Management provides risk-managed, low-cost, professionally managed investment portfolios, and an open architecture platform for investment in individual mutual funds, exchange-traded funds (ETFs) and a fixed-interest stable value fund for Section 403(b) and 457(b) plans. Employees and Plan Administrators access Brookstone advisory services through the IPX Retirement platform sponsored by AmeriLife Benefits®.

## About Brookstone Capital Management

Founded in 2006, Brookstone Capital Management (BCM) is a SEC Registered Investment Advisor firm providing fee-based asset management services. BCM offers investment management through a select network of independent advisor representatives, offering portfolios that span conservative, moderate, and growth oriented risk tolerances.

## Our mission

We conduct our business according to the highest standards of honesty, integrity, and fairness, ensuring your best interests are always the foundation of our financial advice. Our structured approach puts your needs first and creates a truly collaborative experience with transformational outcomes.

We take an objective approach to every strategy and investment we recommend. We are able to offer a diverse universe of investments to align with the individual situations of each investor. We take our role of fiduciary very seriously and act in the best interests of our clients.

**\$7.5B**

Asset under management  
as of December, 2022

## Leadership

Our leadership team has made Brookstone an industry leading RIA by putting the needs of our clients first.



**Dean Zayed**  
CEO, Founder



**Darryl Ronconi**  
President, COO



**Mark DiOrio, CFA**  
Chief Investment Officer



**Matt Lovett**  
Chief Compliance Officer

# Professionally Designed & Managed Portfolios: Brookstone STAR Series - A proprietary investment approach



The RAISE Star Series blends the benefits of both active and passive investment strategies into a suite of professionally designed, diversified, and risk-based portfolios. The Star Series pairs industry leading actively managed allocations with low-cost, tax-efficient passive index funds. The blend delivers an optimal combination to deliver on investors' long-term objectives.

## Benefits of Passive Investing

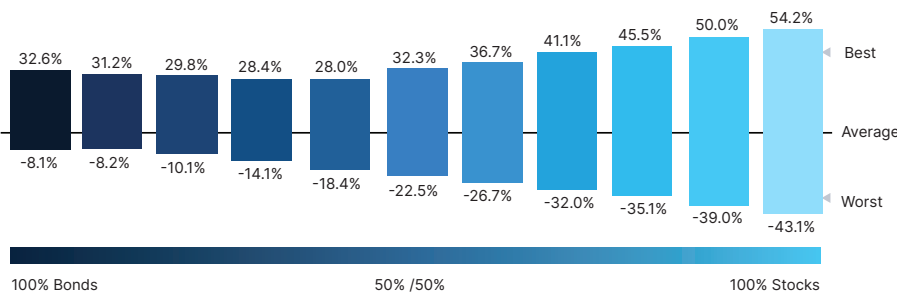
- Index based exposures
- Long-term discipline
- Tax-efficient
- Low Fees

## Benefits of Active Investing

- Flexibility
- In-depth Research
- Opportunities beyond Indexes
- Risk Management


## How much risk do you want your portfolio to absorb?

Best, worst, and average returns for various stock/bond allocations 1926-2018



Each **RAISE Star Model** is a globally diversified blend of passive and active components. Engineered using a range of equities and fixed income vehicles, our aim is to provide investors a flexible yet disciplined portfolio allocation framework, so they can choose the portfolio that aligns with their specific risk profile.

Brookstone **RAISE Star Models** are professionally designed and monitored by our Investment Committee, providing structured oversight, due diligence, ongoing management, and systematic re-balancing.



# Create And Manage Your Own Portfolio

By Choosing From A Variety Of Top-Rated Selections  
In Our Open Architecture Platform

## Design Your Own Portfolio: Brookstone Open Architecture Platform

Using Brookstone's Open Architecture platform you can research and design your own investment portfolio while leveraging the most recognized and trusted financial institutions. Brookstone has selected top-rated funds based on historical performance, low-cost fees, and funds that seek to minimize risk allowing individual investors the opportunity to experience better results through compounding returns.

## Stable Value Fund: : Higher Interest Bearing Fixed Account

Stable Value funds are designed to protect, grow and offer liquidity to help investors meet their specific investment objectives. Stable value funds provide individual investors access to an investment solution that will help the investor by minimizing risk while offering a competitive fixed interest rate.

## Callan Periodic Table of Investment Returns

Annual Returns for Key Indices Ranked in Order of Performance (2002–2021)



2008	2009	2010	2011	2012	2013	2014	2015	2016	2017	2018	2019	2020	2021
U.S. Fixed Income 5.24%	Emerging Market Equity 78.51%	Small Cap Equity 26.85%	U.S. Fixed Income 7.84%	Real Estate 27.73%	Small Cap Equity 38.82%	Real Estate 15.02%	Large Cap Equity 1.38%	Small Cap Equity 21.31%	Emerging Market Equity 37.28%	Cash Equivalent 1.87%	Large Cap Equity 31.49%	Small Cap Equity 19.96%	Large Cap Equity 28.71%
Glbl ex-U.S. Fixed 4.39%	High Yield 58.21%	Real Estate 19.63%	High Yield 4.98%	Emerging Market Equity 18.23%	Large Cap Equity 32.39%	Large Cap Equity 13.69%	U.S. Fixed Income 0.55%	High Yield 17.13%	Dev ex-U.S. Equity 24.21%	U.S. Fixed Income 0.01%	Small Cap Equity 25.52%	Large Cap Equity 18.40%	Real Estate 26.09%
Cash Equivalent 2.06%	Real Estate 37.13%	Emerging Market Equity 18.88%	Glbl ex-U.S. Fixed 4.36%	Dev ex-U.S. Equity 16.41%	Dev ex-U.S. Equity 21.02%	U.S. Fixed Income 5.97%	Cash Equivalent 0.05%	Large Cap Equity 11.96%	Large Cap Equity 21.83%	High Yield -2.08%	Dev ex-U.S. Equity 22.49%	Emerging Market Equity 18.31%	Small Cap Equity 14.82%
High Yield -26.16%	Dev ex-U.S. Equity 33.67%	High Yield 15.12%	Large Cap Equity 2.11%	Small Cap Equity 16.35%	High Yield 7.44%	Small Cap Equity 4.89%	Real Estate -0.79%	Emerging Market Equity 11.19%	Small Cap Equity 14.65%	Glbl ex-U.S. Fixed -2.15%	Real Estate 21.91%	Glbl ex-U.S. Fixed 10.11%	Dev ex-U.S. Equity 12.62%
Small Cap Equity -33.79%	Small Cap Equity 27.17%	Large Cap Equity 15.06%	Cash Equivalent 0.10%	Large Cap Equity 16.00%	Real Estate 3.67%	High Yield 2.45%	Dev ex-U.S. Equity -3.04%	Real Estate 4.06%	Glbl ex-U.S. Fixed 10.51%	Large Cap Equity -4.38%	Emerging Market Equity 18.44%	Dev ex-U.S. Equity 7.59%	High Yield 5.28%
Large Cap Equity -37.00%	Large Cap Equity 26.47%	Dev ex-U.S. Equity 8.95%	Small Cap Equity -4.18%	High Yield 15.81%	Cash Equivalent 0.07%	Cash Equivalent 0.03%	Small Cap Equity -4.41%	Dev ex-U.S. Equity 2.75%	Real Estate 10.36%	Real Estate -5.63%	High Yield 14.32%	U.S. Fixed Income 7.51%	Cash Equivalent 0.05%
Dev ex-U.S. Equity -43.56%	Glbl ex-U.S. Fixed 7.53%	U.S. Fixed Income 6.54%	Real Estate -6.46%	U.S. Fixed Income 4.21%	U.S. Fixed Income -2.02%	Emerging Market Equity -2.19%	High Yield -4.47%	U.S. Fixed Income 2.65%	High Yield 7.50%	Small Cap Equity -11.01%	U.S. Fixed Income 8.72%	High Yield 7.11%	U.S. Fixed Income -1.54%
Real Estate -48.21%	U.S. Fixed Income 5.93%	Glbl ex-U.S. Fixed 4.95%	Dev ex-U.S. Equity -12.21%	Glbl ex-U.S. Fixed 4.09%	Emerging Market Equity -2.60%	Glbl ex-U.S. Fixed -3.09%	Glbl ex-U.S. Fixed -6.02%	Glbl ex-U.S. Fixed 1.49%	U.S. Fixed Income 3.54%	Dev ex-U.S. Equity -14.09%	Glbl ex-U.S. Fixed 5.09%	Cash Equivalent 0.67%	Emerging Market Equity -2.54%
Emerging Market Equity -53.33%	Cash Equivalent 0.21%	Cash Equivalent 0.13%	Emerging Market Equity -18.42%	Cash Equivalent 0.11%	Glbl ex-U.S. Fixed -3.08%	Dev ex-U.S. Equity -4.32%	Emerging Market Equity -14.92%	Cash Equivalent 0.33%	Cash Equivalent 0.86%	Emerging Market Equity -14.57%	Cash Equivalent 2.28%	Real Estate -9.04%	Glbl ex-U.S. Fixed -7.05%

- Large Cap Equity (S&P 500) ● Small Cap Equity (Russell 2000) ● Developed ex-U.S. Equity (MSCI World ex USA) ● Cash Equivalent (90-day T-bill)
- Emerging Market Equity (MSCI Emerging Markets) ● U.S. Fixed Income (Bloomberg US Aggregate Bond Index) ● High Yield (Bloomberg High Yield Bond Index)
- Global ex-U.S. Fixed Income (Bloomberg Global Aggregate ex US Bond Index) ● Real Estate (FTSE EPRA Nareit Developed REIT Index)

# Premier Selections From The Most Trusted And Recognized Institutions

## Brookstone Open Architecture Investment Options

TICKER	FUND NAME	CLASS	CATEGORY	EXPENSE RATIO %
VFIAX	Vanguard 500 Index Fund	Stocks	Large Cap (Blend)	0.04
VTSAX	Vanguard Total Stock Index Fund	Stocks	Large Cap (Blend)	0.04
VDIGX	Vanguard Dividend Growth Fund	Stocks	Large Cap (Blend)	0.26
VDADX	Vanguard Dividend Appreciation Index	Stocks	Large Cap (Blend)	0.08
RLBGX	American Funds American Balanced	Stocks	Large Cap (Blend)	0.25
VEIRX	Vanguard Equity-Income Fund	Stocks	Large Cap (Value)	0.19
RIRGX	American Funds Capital Income Builder	Stocks	Large Cap (World)	0.26
SMYSX	Franklin Global Equity	Stocks	Large Cap (World)	0.90
RGNGX	American Funds Growth and Income	Stocks	Large Cap	0.33
ITOT	iShares Core S&P Total US Stock Market	Stocks	Large Cap	0.03
IWD	iShares Russell 1000 Value	Stocks	Large Cap (Value)	0.19
IWF	iShares Russell 1000 Growth	Stocks	Large Cap (Growth)	0.19
DIA	SPDR Dow Jones Industrial Average Trust	Stocks	Large Cap	0.16
QQQ	Invesco QQQ Trust	Stocks	Large Cap	0.20
VIG	Vanguard Dividend Appreciation Index Fund	Stocks	Large Cap	0.06
VOO	Vanguard 500 Index Fund	Stocks	Large Cap	0.03
VUG	Vanguard Growth Index Fund	Stocks	Large Cap	0.04
VIMAX	Vanguard Mid-Cap Index Fund	Stocks	Mid Cap (Blend)	0.05
FKMCX	FKMCX Fidelity Mid-Cap Stock	Stocks	Mid Cap	0.82
VOE	Vanguard Mid-Cap Value Index Fund	Stocks	Mid Cap	0.07
VO	Vanguard Mid-Cap Index Fund	Stocks	Mid Cap	0.04
VOT	Vanguard Mid-Cap Growth Index Fund	Stocks	Mid Cap	0.07
VBR	Vanguard Small-Cap Value Index Fund	Stocks	Small Cap	0.07
VIOO	Vanguard S&P Small-Cap 600	Stocks	Small Cap	0.10
VIOG	Vanguard S&P Small-Cap 600 Growth	Stocks	Small Cap	0.15
VEA	Vanguard Developed Markets Index Fund	Stocks	International	0.05
VWO	Vanguard Emerging Markets Stock Index Fund	Stocks	International	0.08
VNQ	Vanguard Real Estate Index Fund	Stocks	Other	0.12
GLD	SPDR Gold Trust	Stocks	Other	0.40
HYG	iShares iBoxx \$ High Yield Corporate Bond	Fixed Income	High Yield	0.48
TLT	iShares 20 Plus Year Treasury Bond	Fixed Income	Long Bond	0.15
IEF	iShares 7-10 Year Treasury Bond	Fixed Income	Long Bond	0.15
LQD	iShares iBoxx \$ Inv Grade Corporate Bond	Fixed Income	Intermediate	0.14
BND	Vanguard Total Bond Market Index Fund	Fixed Income	Intermediate	0.035
BIV	Vanguard Intermediate-Term Bond Index Fund	Fixed Income	Intermediate	0.05
VCSH	Vanguard Short-Term Corporate Bond Idx Fd	Fixed Income	Short Term	0.04
VMFXX	Vanguard Federal Money Market Fund	Fixed Income	Short Term	0.10
BNDX	Vanguard Total International Bond Index Fund	Fixed Income	International	0.08
VWIAX	Vanguard Wellesley® Income Fund Admiral™ Shares	Multi Asset	Multi Asset	0.16
VBIAX	Vanguard Balanced Index Fund Admiral Shares	Multi Asset	Multi Asset	0.07

## Blend Star Models and Open Architecture selections for a truly unique portfolio.

Exchange traded funds (ETFs) and mutual funds are offered by prospectus only. Investors should consider a fund's investment objective, risks, charges, and expenses carefully before investing. The prospectus, which contains this and other important information should be read carefully before investing. Investing in securities involves risks, and there is always the potential of losing money when you invest in securities. Risk managed strategies, strategy diversification and a balanced philosophy does not ensure a profit or protect against loss in declining markets. For a complete description of investment risks, fees and services, review the Brookstone Capital Management firm brochure (ADV Part 2A) which is available from your Investment Advisor Representative or by contacting Brookstone Capital Management.